



# CARP LEADS

The Fox carp lead range has been designed using CAD engineering to create optimum profiles for both aerodynamics and bolt rig efficiency. Each lead is formed with precision injection moulding to provide perfect shape consistency throughout the range.



All leads have a special rubberised coating which creates a subtle, non-reflective finish. This also improves the durability of the lead, particularly when used on gravel.



Fox Swivel Leads are all fitted with large eye rubber coated swivels for use with Carp Safety Lead Clips and Sleeves.



Fox Inline Leads are all fitted with integral safety sleeves designed to take a Size 7 Fox Swivel which locks into the sleeve. If the lead gets snagged the sleeve will pull from lead rather than other inline lead systems that rely on the swivel to pull free from the sleeve. The large centre bore allows any leadcore or leader knots to slide freely through the lead with ease, making these inline leads 100% fish safe.



## HORIZON

Engineered for optimum aerodynamics and maximum casting range. The six sided profile prevents rolling which aids rig efficiency while the smoothly tapered weight forward design provides excellent accuracy and stability in flight. Although primarily designed as a casting lead, the streamlined, tapered shape of the Horizon gives smooth water entry with little disturbance. This makes it ideal in the lighter sizes for use on smaller venues. Available in a size to suit every possible casting scenario.

Sizes available: 2¼oz/64g, 2¾oz/78g, 3oz/85g, 3¼oz/92g, 3¾oz/106g, 4oz/113g, 4¼oz/121g, 4¾oz/135g and 5oz/142g.



## KLING ON

Both sides of the lead are textured and feature pronounced studs which grip just about any type of bottom. This makes the design ideal for river fishing, holding position on sloping bars and island margins or for positioning rigs at range by boat. The flattened profile prevents rolling and stabilises the lead while the compact centre of gravity enhances the bolt effect of the rig. Available in quarter ounce increments to suit every possible scenario.

Sizes available: 2¼oz/64g, 2¾oz/78g, 3oz/85g, 3¼oz/92g, 3¾oz/106g, 4oz/113g, 4¼oz/121g, 4¾oz/135g, 5oz/142g and 6oz/170g.



## FLAT PEAR

The classic tapered shape is a versatile all rounder which is ideal for a wide range of situations. Suitable for long range casting if required, the flattened profile also provides stability which prevents rolling on uneven or sloping lake beds and increases rig efficiency. Available in quarter ounce increments to suit every possible scenario.

Sizes available: 1¼oz/35g, 1¾oz/50g, 2¼oz/64g, 2¾oz/78g, 3oz/85g, 3¼oz/92g, 3¾oz/106g, 4oz/113g, 4¼oz/121g, 4¾oz/135g and 5oz/142g.



## TRI-BOMB

The unique three sided shape is a versatile all rounder suitable for a wide range of situations. The Tri-Bomb is aerodynamic enough to cast very long distances if required while the flattened profile provides stability. This prevents rolling on uneven or sloping lake beds and increases rig efficiency. Available in quarter ounce increments to suit every possible scenario.

Sizes available: 1¼oz/35g, 1¾oz/50g, 2¼oz/64g, 2¾oz/78g, 3oz/85g, 3¼oz/92g, 3¾oz/106g, 4oz/113g, 4¼oz/121g, 4¾oz/135g and 5oz/142g.



## PASTE BOMBS

These unique models can be used as a standard lead or have bait moulded around them and used as a method feeder. The CAD generated shape with slimline cavities, gives superb purchase to stiff method mixes or balls of paste. Paste Bombs aerodynamic shape means they also cast extremely well. When retrieved at speed, the Paste Bombs rise quickly to the surface making them ideal for use on snaggy or weedy waters.

Sizes available: 1½oz/43g, 2½oz/71g and 3½oz/99g.



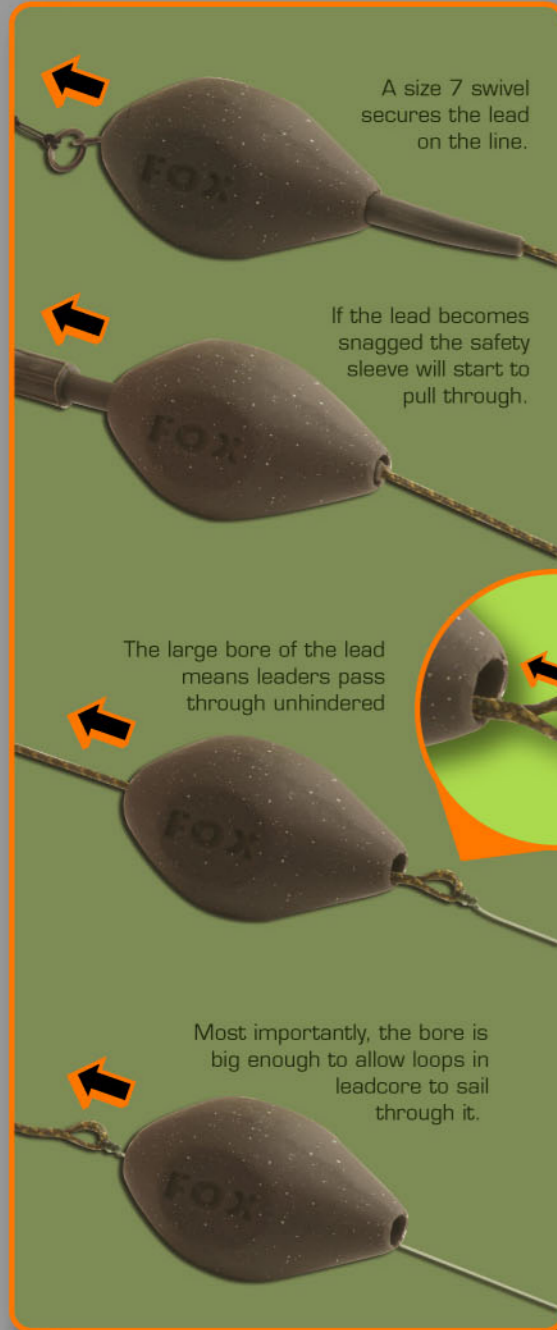
## ELEVATOR

The distinctive flattened three sided shape is engineered to aqua-plane up through the water when retrieved. This reduces the chance of the rig coming into contact with underwater features and proves invaluable when casting past snaggy or very weedy lake beds. The exceptionally low profile also makes the Elevator perfect for river fishing in strong currents and for keeping the rig firmly in position on sharply sloping features such as the sides of bars and island margins. The Elevator is aerodynamic enough to be cast long distances if required and is ideal for boating and continental style angling.

Sizes available: 4oz/113g, 4¼oz/128g, 5oz/142g, 6oz/170g and 7oz/198g.

## SAFETY FIRST

Fish safety is the number one priority at Fox. Our Inline leads have been designed to create rigs that are completely safe. All the leads have a wide bore into which a Rubber safety sleeve fits. In the event of a break in the mainline, the safety sleeve will pull free from a tethered lead freeing the carp.



Fox International UK Headquarters.  
Fowler Road, Hainault, Essex. IG6 3UT  
www.foxint.com

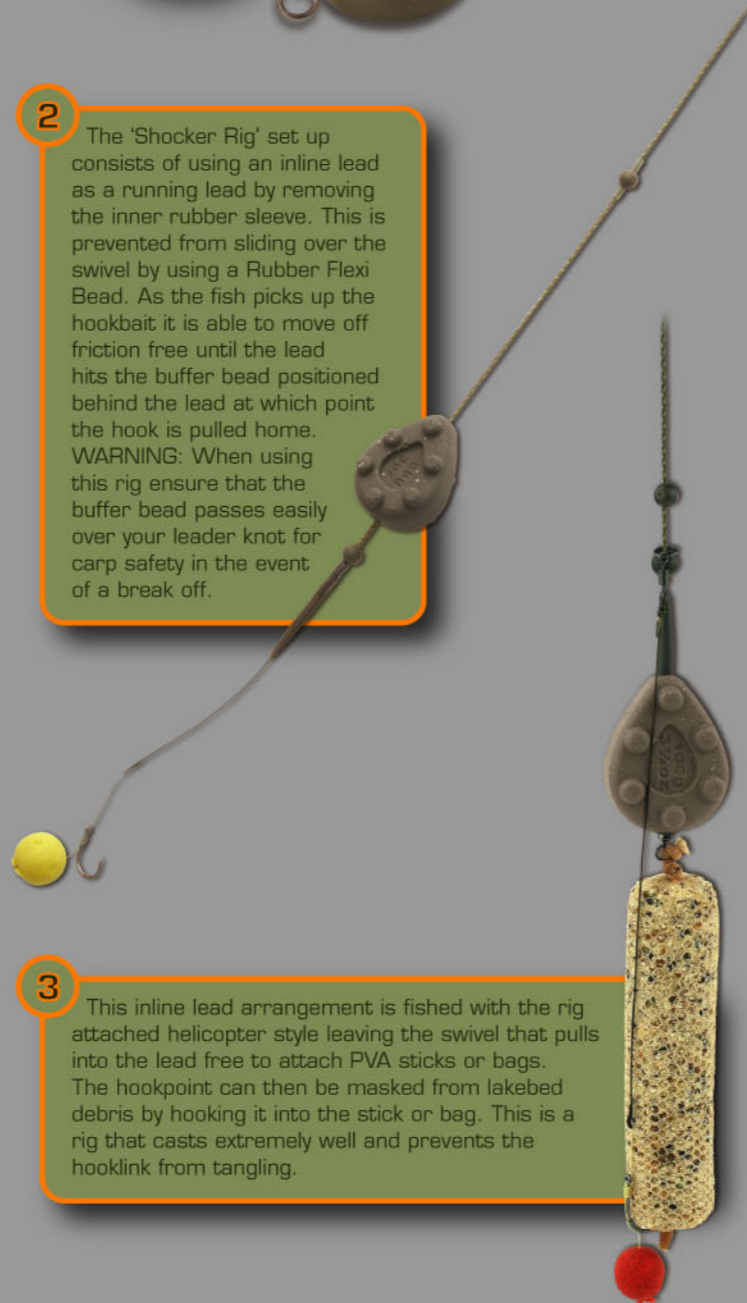
## ATTACHING INLINE LEADS

1 Standard inline set-up with Kwik Change Swivel for ease of rig changing and threading the hooklink through PVA sticks and bags. Here the rig is shown using a leadcore leader but works equally as well with Camo or Loaded Tungsten Rig Tubing.

PLEASE NOTE:  
All Fox Inline Leads are designed to fit Size 7 Fox Swivels, Flexi Ring Swivels and Kwik Change Swivels. Smaller swivels will not lock into the sleeve which is OK if you're not using a leader. Under no circumstances use a larger swivel. These can cause the sleeve to jam in the lead creating a potentially dangerous rig if used with leadcore or leader knots.



2 The 'Shocker Rig' set up consists of using an inline lead as a running lead by removing the inner rubber sleeve. This is prevented from sliding over the swivel by using a Rubber Flexi Bead. As the fish picks up the hookbait it is able to move off friction free until the lead hits the buffer bead positioned behind the hook at which point the hook is pulled home. **WARNING:** When using this rig ensure that the buffer bead passes easily over your leader knot for carp safety in the event of a break off.



3 This inline lead arrangement is fished with the rig attached helicopter style leaving the swivel that pulls into the lead free to attach PVA sticks or bags. The hookpoint can then be masked from lakebed debris by hooking it into the stick or bag. This is a rig that casts extremely well and prevents the hooklink from tangling.


## ATTACHING SWIVEL LEADS

1 Safety Lead Clips - This set up is designed for fishing to snags or heavy weed. The lead will pull free if it becomes snagged giving you a better chance of landing the fish. A very carp safe set-up.

2 Helicopter Rig - This lead arrangement was designed for use in soft or silty bottomed lakes. The idea being that the lead will bury itself in the bottom but the hooklink will sit on top of the silt. Fished with coated or stiff hooklinks this set up has great anti-tangle properties and lends itself perfectly to long range work as it casts brilliantly.

3 For an ultra sensitive set up that can be especially useful in winter or on waters where fish are wary of semi-fixed lead presentations, a free running lead can be a winning tactic. For a friction free set up, cut off the swivel and attach to a run ring via a speed link and sleeve using large bore shrink tubing or a cut down heli sleeve.

4 The Carp Safety Sleeve set up is a very safe lead arrangement. The Safety Sleeves are designed to provide an extremely safe and highly effective alternative bolt rig assembly that in the event of the lead becoming snagged will pull free under light pressure.



**FOX**